



2014 PROGRESS REPORT

More Than \$8 Billion In Proceeds
To West Virginia Since 1986



SHARON HARMS

West Virginia Lottery Commission



Left to Right: David L. McCormick, Jr, Morgantown; Roy E. Shrewsbury, II, Beckley; Micheal A. Adams, Esq, Weirton; William I. Clayton, Vice Chairman, South Charleston; Douglas Bicksler, CPA, Lewisburg; Kenneth L. Greear, Chairman, Charleston.

The Commission was created in 1985 to assist and advise the Director of the Lottery, and to carry on a continuous study of West Virginia Lottery operations throughout the state. Members are appointed by the Governor with the approval of the Senate. In accordance with state law, the Lottery Commission is required to have seven members comprised of a lawyer, a certified public accountant, a computer expert, a marketing specialist, and one member with not less than five years experience in law enforcement. An additional two members represent the “public at large.” No more than four members may be from the same political party. Unless filling an unexpired appointment, members serve overlapping terms of five years and are eligible for successive appointments to the Commission.

Introduction

The West Virginia Lottery continues to serve as an important source of revenue to the State of West Virginia. Since 1986, more than \$8 billion in Lottery proceeds have been generated to fund a variety of programs and good causes across the State, with the largest portion of these funds directed by the West Virginia Legislature to support Senior Citizens, Education and Tourism.

In fiscal year 2014, Lottery sales totaled \$1.2 billion, marking the 12th consecutive year of sales above \$1 billion. Despite the challenges of ongoing competition and declining revenue, the Lottery made a significant contribution to the State last fiscal year with \$622.5 million in transfers from the Lottery included in the West Virginia State Budget, including \$33.1 million in gaming revenue paid to county and local municipalities statewide.

The Lottery’s fiscal year-end performance could not have been accomplished without the diligence and hard work of our licensed Lottery retailers, operators, racetrack casinos, the 183 Lottery employees and Lottery players who collectively make this progress possible. Today, the Lottery continues on its mission to operate responsibly with the highest standards of integrity and security to generate revenue for programs that benefit the citizens of West Virginia.

About John C. Musgrave, Lottery Director

John C. Musgrave of Point Pleasant, WV, was appointed Director of the West Virginia Lottery in April 1997 and has had four consecutive appointments since that time. Musgrave brings to the Lottery a strong finance background with more than two decades of public service at the federal, state and local levels.

As Lottery Director, he oversees a special revenue agency that generates more than \$1.2 billion in gross sales annually, and provides a profit to the State of West Virginia of more than \$620 million to fund programs for senior citizens, education, parks, tourism and capital projects.

On February 1, 2013, Musgrave was appointed Deputy Secretary of Revenue. In this capacity, he now oversees the Lottery, Racing Commission, Alcohol Beverage Control Administration and the Athletic Commission.





Schools and Education

West Virginia Lottery proceeds improve the educational experience of West Virginia students from pre-school to college. Since 1986, West Virginia has invested nearly \$2.8 billion of lottery proceeds in education. These proceeds have significantly improved West Virginia's public education system by renovating and building schools through the State School Building Authority, placing computers and upgrading technology in classrooms through the West Virginia Department of Education, and providing higher education opportunities for students through funding of the PROMISE Scholarship Program.



\$2.8 BILLION
to Schools
and Education
since 1986.



PROMISE

West Virginia's high school seniors entering colleges and universities across the State benefit from lottery dollars through funding of the PROMISE Scholarship Fund. The Lottery provides \$29 million annually from limited video lottery revenue to help the program reward West Virginia's best and brightest students with the opportunity to attend an in-state college or university, tuition free. Since 2002, the West Virginia Lottery has provided \$312.5 million to the PROMISE Scholarship Program and in turn given thousands of young West Virginians a college education.

\$312.5 MILLION
to the PROMISE
Scholarship Program
Since 2002.



Senior Citizens

West Virginia Lottery proceeds have continued to improve the quality of life of West Virginia seniors for more than a quarter of a century. Since 1986, West Virginia has generated more than \$933 million in lottery proceeds to help the West Virginia Bureau of Senior Services meet the nutritional, health, and long-term care needs for tens of thousands of West Virginia senior citizens. Lottery dollars are used to help provide more than two million meals annually at county nutrition sites and homes across the state. The funding also is used for senior centers, transportation needs, care giving, matching Medicaid funding for senior services, and to fund a property tax credit for seniors. Overall, West Virginia senior citizens benefited from an estimated \$104.8 million in Lottery revenue in FY 2014.



\$933 MILLION
to Senior programs
and services since 1986.



\$15 MILLION
to Veterans projects
since 2000.




West Virginia Veterans

The West Virginia Lottery's instant ticket game, Veterans' Cash, was created through special legislation in 2000 to help support funding for veterans projects. This initiative has generated up to \$1 million each year to support a skilled nursing facility and a cemetery for West Virginia's veterans. In FY 2014, a total of \$512,100 was distributed to support projects for veterans in West Virginia.

West Virginia Tourism

West Virginia Lottery proceeds play a big role in helping West Virginia's growing tourism industry. Since 1986, the Lottery has contributed more than \$858 million to the West Virginia Division of Tourism. The West Virginia Division of Tourism receives lottery dollars for a matching grants program that helps support the West Virginia State Park Improvement Fund and the West Virginia Division of Natural Resources. A total of \$52.5 million in lottery proceeds were used to support tourism in FY 2014.



\$858 MILLION
For Tourism
and Parks
Since 1986

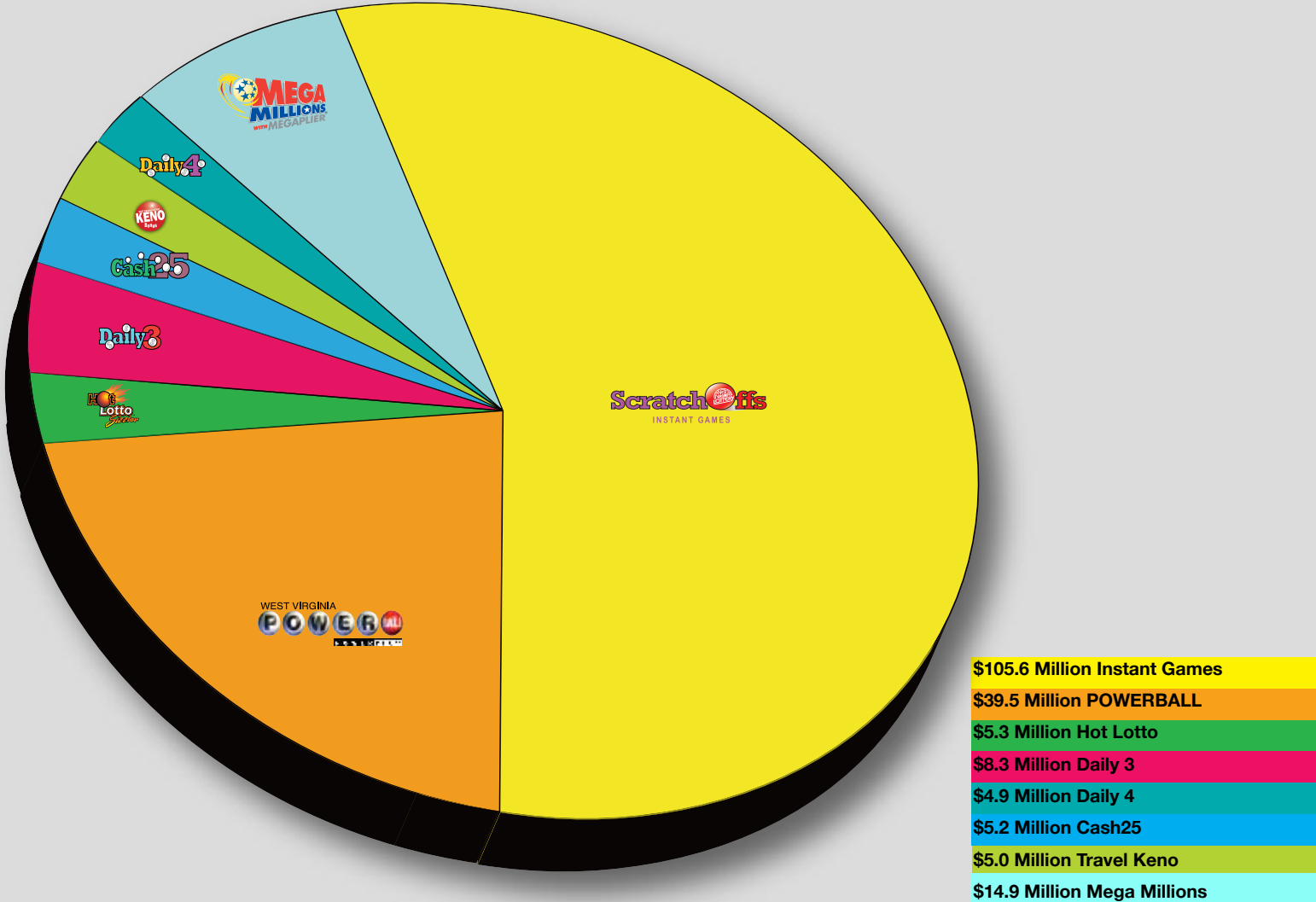


State Parks

West Virginia has striking natural beauty and offers a cornucopia of outdoor activities and adventure that brings in world-wide visitors. One of the centerpieces of West Virginia's tourism industry is its world-class State Parks System. The West Virginia State Park Improvement Fund and the West Virginia Division of Natural Resources receive lottery dollars for improvements and construction of lodges, cabins, campgrounds, athletic fields, swimming pools, and other recreational facilities in the State Parks System.

Traditional Lottery Products

Lottery Game Sales Breakdown



POWERBALL® is an on-line game jointly operated and sold by 44 state lotteries, the District of Columbia, Puerto Rico, and the Virgin Islands, who are members of the Multi-State Lottery Association (MUSL) or the Mega Millions® Group. This game was introduced in April 1992. Drawings are held twice weekly on Wednesday and Saturday.

POWERBALL® sales for FY 2014 totaled approximately \$39.5 million which represented 20.9% of total traditional Lottery sales.




MEGA MILLIONS® is an on-line game jointly operated by 44 state lotteries, the District of Columbia and the Virgin Islands, with members belonging to the same group that operates POWERBALL®. Mega Millions® offers eight secondary prizes of fixed amounts ranging from \$1 to \$1,000,000. Drawings are held twice weekly on Tuesday and Friday.

Mega Millions® sales for FY 2014 was approximately \$14.9 million which accounted for 7.9% of traditional Lottery sales.



HOT LOTTO SIZZLER® is an on-line game jointly operated by 14 states and the District of Columbia who are members of MUSL. HOT LOTTO SIZZLER® offers eight secondary prizes of fixed amounts ranging from \$2 to \$30,000.

HOT LOTTO SIZZLER® sales for FY 2014 was approximately \$5.3 million which accounted for 2.8% of traditional Lottery sales.



INSTANT games were the Lottery's first type of game introduced in January 1986. The instant game offers a wide variety of game themes. During fiscal year 2014, there were 53 new games introduced.

Instant Game sales for FY 2014 totaled more than \$105.6 million which was 56.0% of traditional Lottery sales.



CASH25 is an on-line game, which was introduced in February 1990. Players pick six numbers from 1 to 25 for a chance to win cash prizes ranging from \$1 to \$25,000. Drawings are held four nights a week every Monday, Tuesday, Thursday and Friday.

Cash25 sales for FY 2014 totaled more than \$5.2 million which was 2.8% of traditional Lottery sales.



DAILY 3 is an on-line game introduced in February of 1987. Players choose three numbers from 0 to 9 for prizes ranging from \$40 to \$500. Drawings are held six nights a week.

Daily 3 sales for FY 2014 totaled \$8.3 million which accounted for 4.4% of traditional Lottery sales.



DAILY 4 is an on-line game also introduced in February of 1987. Players choose four numbers from 0 to 9 for prizes ranging from \$100 to \$5,000. Drawings are held six nights a week.

Daily 4 sales for FY 2014 totaled more than \$4.9 million which was 2.6% of traditional Lottery sales.



TRAVEL KENO is a game restricted to lottery retailers with specific types of West Virginia Alcohol Beverage Control Administration licenses and was introduced in December 1992. The winning numbers are displayed on monitors at 276 Travel Keno locations.

Travel Keno sales for FY 2014 totaled \$5.0 million was approximately 2.7% of traditional Lottery sales.



A Record Year of Big Winners

The West Virginia Lottery had a record number of million-dollar winners in FY2014. There were 12 winning tickets from the Multi-State Lottery games of Powerball® and Mega Millions® that were worth \$1 million or more, and a 13th million dollar prize was awarded through the Lottery's Monopoly Live Like a Millionaire second-chance promotion. Ten of the winners were from the Powerball® game alone!

The 13 prizes of \$1 million or more surpassed the previous state record of five in 2013. Considering West Virginia's population of 1.8 million people the West Virginia Lottery created one millionaire for every 138,461 West Virginians in FY2014.



IMS Dreamers, Winfield, WV



Charleston, Given and Wheeling, WV



Katie Ivers, Pullman, WV



Pam & Penny, Crab Orchard, WV



27 Beckley Newspaper Workers, Beckley, WV



David Feamster, Rupert, WV



Jeff Carver, Belle, WV



John Lancaster, Follensbee, WV



Harry Seal, Martinsburg, WV



Randy Brown, Man, WV



Angel Gonzalez, Ranson, WV



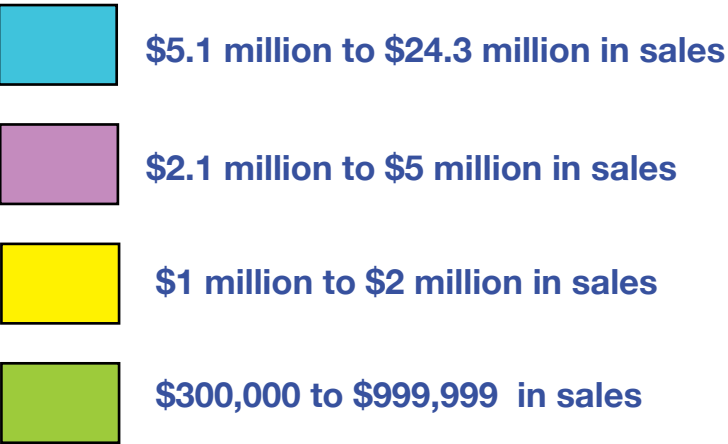
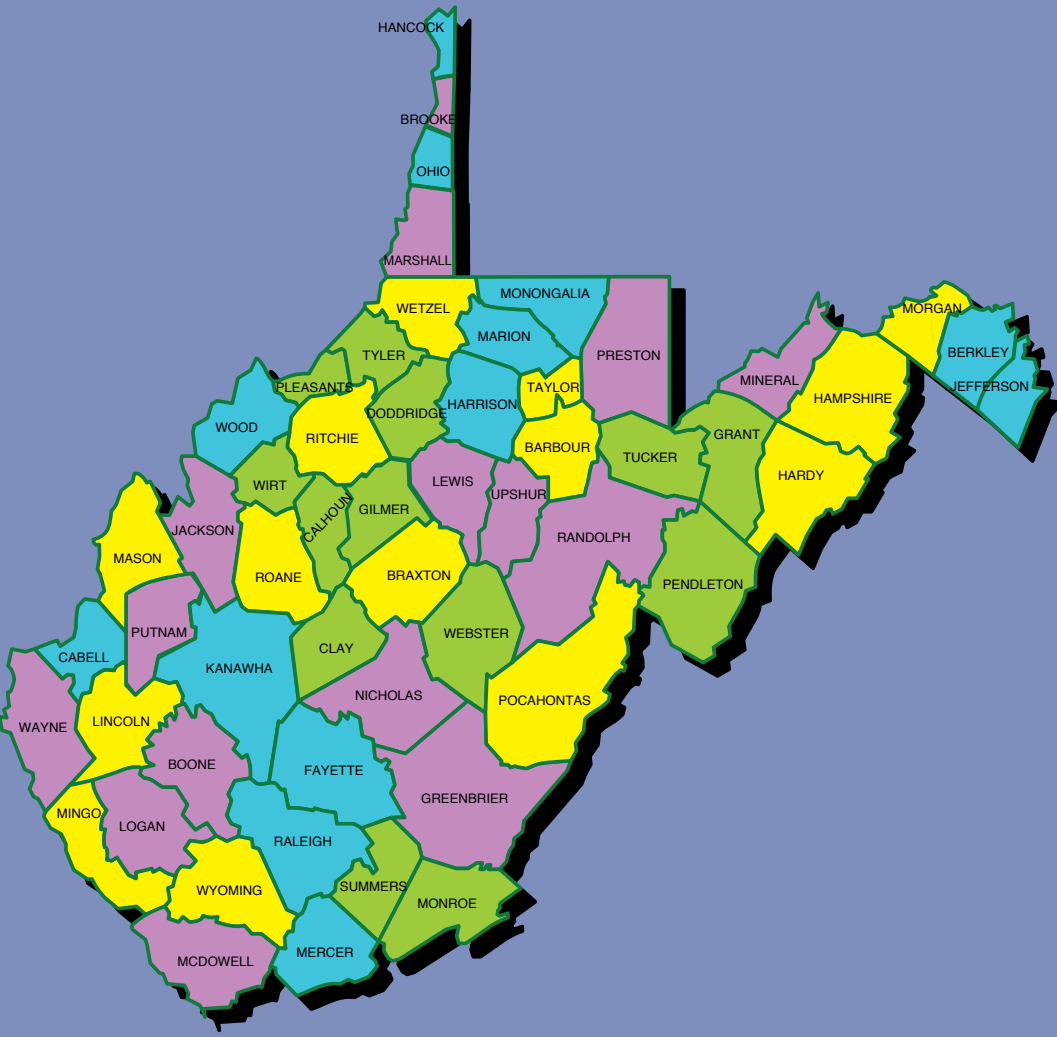
Ricky Hall, Arnoldsburg, WV

\$111.8 million in prizes were paid out to players from traditional games in FY 2014.

Counties Ranked by Traditional Lottery Sales

Fiscal Year 2014

1	Kanawha (157)	\$24,288,982
2	Raleigh (61)	\$10,081,031
3	Berkeley (63)	\$9,447,823
4	Cabell (83)	\$9,030,397
5	Monongalia (75)	\$8,827,566
6	Wood (79)	\$8,052,532
7	Harrison (73)	\$7,964,651
8	Marion (58)	\$6,383,821
9	Fayette (51)	\$6,104,748
10	Mercer (56)	\$5,775,457
11	Ohio (53)	\$5,712,128
12	Jefferson (39)	\$5,596,630
13	Hancock (53)	\$5,275,899
14	Greenbrier (39)	\$4,987,998
15	Logan (47)	\$4,633,085
16	Putnam (37)	\$4,194,568
17	Randolph (27)	\$4,120,090
18	Preston (32)	\$3,113,800
19	Jackson (24)	\$3,112,638
20	Boone (23)	\$2,842,714
21	Nicholas (24)	\$2,780,407
22	McDowell (16)	\$2,765,344
23	Mineral (23)	\$2,627,068
24	Lewis (26)	\$2,623,355
25	Upshur (24)	\$2,553,318
26	Marshall (21)	\$2,504,356
27	Brooke (25)	\$2,185,079
28	Wayne (26)	\$2,178,497
29	Wyoming (21)	\$1,968,510
30	Mason (22)	\$1,906,304
31	Braxton (14)	\$1,737,233
32	Barbour (13)	\$1,700,112
33	Hampshire (13)	\$1,689,155
34	Wetzel (16)	\$1,630,942
35	Mingo (17)	\$1,586,237
36	Hardy (11)	\$1,550,166
37	Morgan (7)	\$1,242,654
38	Pocahontas (11)	\$1,238,453
39	Ritchie (8)	\$1,123,011
40	Taylor (10)	\$1,049,927
41	Lincoln (12)	\$1,008,354
42	Roane (6)	\$1,008,204
43	Summers (8)	\$954,391
44	Clay (6)	\$899,041
45	Grant (8)	\$802,373
46	Monroe (8)	\$790,794
47	Tyler (7)	\$781,239
48	Webster (5)	\$719,883
49	Tucker (7)	\$702,810
50	Gilmer (5)	\$641,681
51	Pleasants (7)	\$561,443
52	Pendleton (8)	\$523,626
53	Calhoun (2)	\$421,893
54	Doddridge (4)	\$368,454
55	Wirt (2)	\$259,682



* Number in parenthesis () represents the number of retailers per county

Lottery Promotions

The West Virginia Lottery marketing staff stays busy throughout the year with a wide-range of special promotions and events across the state. The Lottery has a presence at events such as the Upper Ohio Valley Italian Festival in Wheeling, the West Virginia Italian Heritage Festival in Clarksburg, the Forest Festival in Elkins, Chilli Fest in Huntington, the West Virginia International Auto Show in Charleston, and top selling lottery event at the State Fair of West Virginia in Fairlea.

In addition West Virginia Lottery promotions are conducted at many retailer locations across the state and at sporting events ranging from Marshall and WVU athletic events to West Virginia Power baseball and Wheeling Nailers ice hockey games.



Top 10 Chain Retailers

1

Go Mart

2

7 Eleven

3

Little General

4

Speedway

5

One Stop

6

Sheetz

7

Par Mar

8

Kroger

9

R M. Roach & Sons, Inc.

10

NBS

Top 100 Traditional Retailers FY 2014

	Retailer	City	Lottery Sales		Retailer	City	Lottery Sales
1	Welch Bantam Market	Welch	\$958,374	51	Go Mart 63	Beaver	\$317,463
2	Lynn's Self Serv	Elkins	\$629,320	52	Go Mart 73	Parkersburg	\$316,607
3	One Stop 101	So.Charleston	\$627,339	53	Weston Dairy Mart	Weston	\$315,282
4	Giant Eagle 59	Morgantown	\$572,856	54	Cargo Oil 1	Powhatan\$	314,156
5	Go Mart 90	Elkins	\$569,002	55	Go Mart 44	Flatwoods	\$313,042
6	Charleston Town Center	Charleston	\$511,421	56	Cargo Oil 2	Bluefield	\$309,302
7	Cheaper Cigs #4	Huntington	\$503,785	57	Speedway 9794	Clendenin	\$308,461
8	One Stop 111	Charleston	\$446,009	58	Smiley's Food Mart	Ivydale	\$308,231
9	7-Eleven 35933H	Charleston	\$443,558	59	Go Mart 52	Grafton	\$307,383
10	Co Mac 1	Beckley	\$422,704	60	Go Mart 101	Parkersburg	\$304,621
11	7-Eleven 17109	Keyser	\$400,877	61	7-Eleven #28320 J	Falling Waters	\$304,477
12	7-Eleven 17704	Inwood	\$398,479	62	Goddard's Exxon	Moundsville	\$302,517
13	Neely's Grocery	Wheeling	\$393,600	63	State Fair Of Wv	Lewisburg	\$302,430
14	Kimble's BP	Moorefield	\$388,880	64	Kroger 813	Morgantown	\$300,284
15	Kroger 803	Weirton	\$376,601	65	Moler Avenue Rocs	Martinsburg	\$300,003
16	7-Eleven 2531/28310B	Hedgesville	\$372,861	66	Circle K #4000	Morgantown	\$299,646
17	Par Mar 21	Harrisville	\$372,852	67	7-Eleven 28316A	Charles Town	\$297,018
18	Go Mart 04	Weston	\$372,796	68	Speedway 3960	Cross Lanes	\$296,181
19	Quick Check	Oak Hill	\$372,234	69	Little General 2180	Beaver	\$292,662
20	Charles Town Races	Charles Town	\$371,692	70	Little General 2315	Beckley	\$291,585
21	Giant Eagle 58	Granville	\$371,379	71	7-Eleven 2531/10670B	Martinsburg	\$290,154
22	Go Mart 20	Nitro	\$370,102	72	Little General 4120	Sissonville	\$287,625
23	Little General 2480	Beckley	\$369,479	73	Go Mart 82	Fairmont	\$286,883
24	Berkeley Springs Shell	Berkeley Springs	\$367,121	74	Go Mart 40	Sophia	\$280,007
25	Go Mart(67)	Princeton	\$366,851	75	Go Mart 06	Summersville	\$276,482
26	One Stop 109	So. Charleston	\$366,395	76	7-Eleven 28303	Berkeley Springs	\$275,324
27	Little General 2360	Glen Daniel	\$360,578	77	Co Mac 2	Oak Hill	\$273,131
28	Little General 2350	Beckley	\$354,102	78	Go Mart 24	Charleston	\$271,722
29	Fast Stop Food Mart 2	Buckhannon	\$350,911	79	Little General 5165	Madison	\$269,877
30	Go Mart 77	Rainelle	\$350,104	80	Cargo Oil 3	Bluefield	\$269,614
31	Shop Rite	Shady Spring	\$349,876	81	7-Eleven 35934H	Belle	\$268,149
32	Kroger 755	Morgantown	\$348,190	82	Little General 2240	Princeton	\$268,135
33	7-Eleven 35904H	Charleston	\$345,337	83	Little General 2390	Beckley	\$268,088
34	Shop & Go 2	Charleston	\$343,891	84	Paula's Weston	Weston	\$267,722
35	Little General 2075	Beckley	\$343,036	85	Go Mart (93)	Hinton	\$266,006
36	Bourbon Street Cafe	Weirton	\$339,042	86	Hillbilly #6	War	\$265,443
37	7-Eleven 18665	Kearneysville	\$338,195	87	The Station	Union	\$265,317
38	Go Mart 84	Bridgeport	\$337,651	88	Inwood Rocs	Inwood	\$265,123
39	One Stop 108	Beckley	\$334,944	89	Fast Break Marlinton	Marlinton	\$264,473
40	Go Mart 37	Grafton	\$333,764	90	Spring Mills Shell	Falling Waters	\$264,143
41	7-Eleven 10663A	Charles Town	\$331,600	91	Speedy Mart Inc	Arnoldsburg	\$263,377
42	Go Mart (98)	Lewisburg	\$330,533	92	Oak Hill Shell	Oak Hill	\$263,331
43	Bob's Mini Mart	Mill Creek	\$328,610	93	Go Mart 81	Nutter Fort	\$261,491
44	Dave's Self Service	Gilbert	\$324,551	94	Go Mart 29	Shinnston	\$260,563
45	Old Berkeley News	Martinsburg	\$321,897	95	7-Eleven 35916H	St Albans	\$260,299
46	Go Mart 50	Beckley	\$320,761	96	Go Mart 12	Charleston	\$259,829
47	Go Mart 32	St Albans	\$320,517	97	Little General 2120	Fairlea	\$259,718
48	Go Mart 02	Webster Springs	\$320,375	98	Go Mart #102	Glen Daniel	\$259,170
49	King Street BP	Martinsburg	\$319,969	99	Par Mar 28	Kenova	\$258,487
50	Mountaineer Rocs	Martinsburg	\$318,985	100	Rollins Market	Clarksburg	\$257,765

*Retailer commissions and bonuses paid to Traditional Lottery Retailers for selling and cashing prizes of Instant tickets and On-line games including Powerball, Mega Millions, Hot Lotto, Cash 25, Daily 3 and Daily 4.

Video, Racetrack and Table Games

RACETRACK VIDEO LOTTERY games were implemented in 1994 when the West Virginia Legislature passed the Racetrack Video Lottery Act, making video lottery terminals available to the four racetracks in the state subject to passage of local referendums. In September 1994, three racetracks (Mountaineer Casino Racetrack & Resort, Wheeling Island Hotel, Casino & Racetrack, and Mardi Gras Casino & Resort) began operating with 1,200 video lottery machines. A fourth racetrack (Hollywood Casino at Charles Town Races) began video gaming in September 1997. As of June 30, 2014, the West Virginia Lottery Commission had an average of 7,023 terminals available for play at the four racetracks in the state. Racetrack Video Lottery sales were 48.7 percent of total 2014 sales.



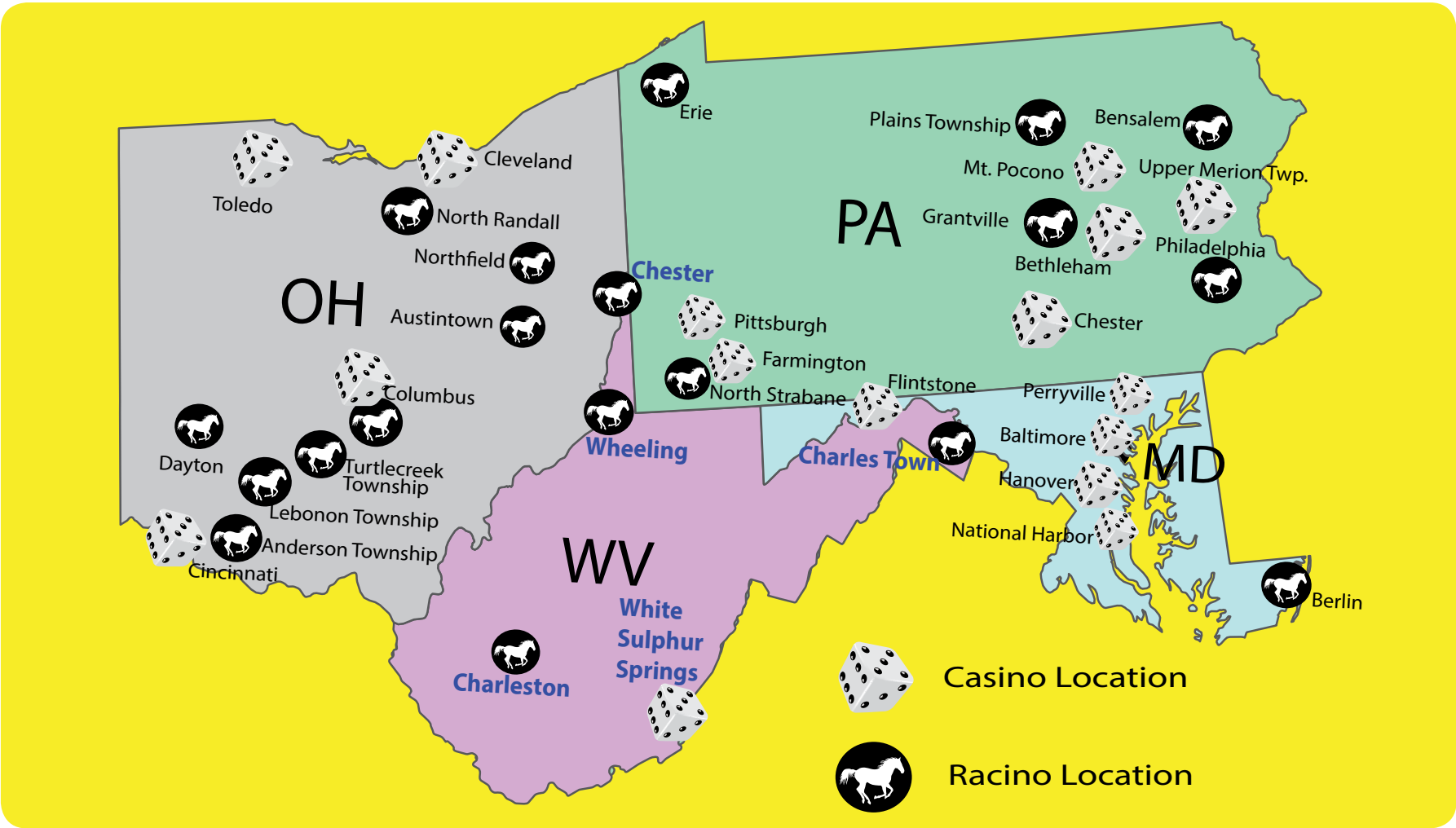
LIMITED VIDEO LOTTERY games were approved by the Legislature in April 2001. The legislation provides up to 9,000 video lottery terminals to be placed in retailer locations with specific types of West Virginia Alcohol Beverage Control Administration licenses. West Virginia is one of three state lotteries to regulate and operate limited video lottery. Limited video lottery sales were 31.1 percent of total 2014 sales at 1,465 operating retailer locations.

TABLE GAMES were implemented in fiscal year 2008 when the West Virginia Legislature passed the Racetrack Table Games Act, making table games available to the four racetracks in the state subject to passage of local referendums. In October 2007, two racetracks (Mountaineer Casino Racetrack & Resort and Wheeling Island Hotel, Casino & Racetrack) began operating with poker tables only and added full table games in December 2007. In August 2008, a third racetrack (Mardi Gras Casino & Resort) began operating with poker tables only and added full table games in October 2008. The fourth racetrack (Hollywood Casino at Charles Town Races) began operating full table games on July 1, 2010. Games offered are Poker, Blackjack, Caribbean Stud, Craps, Roulette, Three and Four Card Poker, and other miscellaneous games.



HISTORIC RESORT video lottery and table games came about in fiscal year 2010 when the West Virginia Legislature passed the Casino Act, which also required the passage of local referendum. In October 2009, The Greenbrier began operating both video lottery and table games. Table games offered are Blackjack, Craps, Roulette, Poker and Three Card Poker.

Casino and Racino Locations in West Virginia and Bordering States



FY 2014 Revenue For West Virginia Locations

Location	Video Lottery	Table Games	Total
Charles Town	\$309,415,070.04	\$99,848,670.36	\$409,263,740.40
Mountaineer	\$149,710,012.25	\$20,303,571.07	\$170,013,583.32
Wheeling	\$86,631,912.79	\$7,536,256.47	\$94,168,169.26
Tri-State	\$45,161,378.57	\$16,497,026.27	\$61,658,404.84
Greenbrier	\$4,440,596.44	\$7,449,813.75	\$11,890,410.19

Competition From Bordering States

Ohio

Hollywood Columbus
Hollywood Toledo
Horseshoe Cincinnati
Horseshoe Cleveland
Scioto Downs
Thistle Down
Hard Rock Rocksino (Northfield Park)
Miami Valley Gaming (Lebanon)
Belterra Park
Hollywood Gaming Dayton
Hollywood Mahoning Valley

Pennsylvania

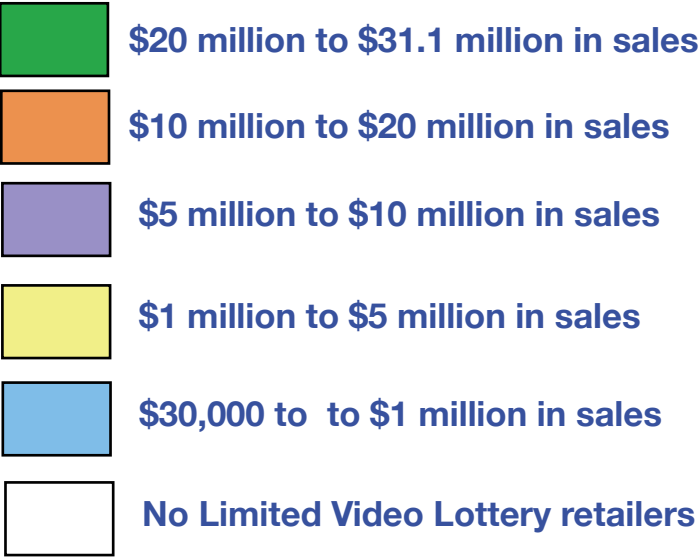
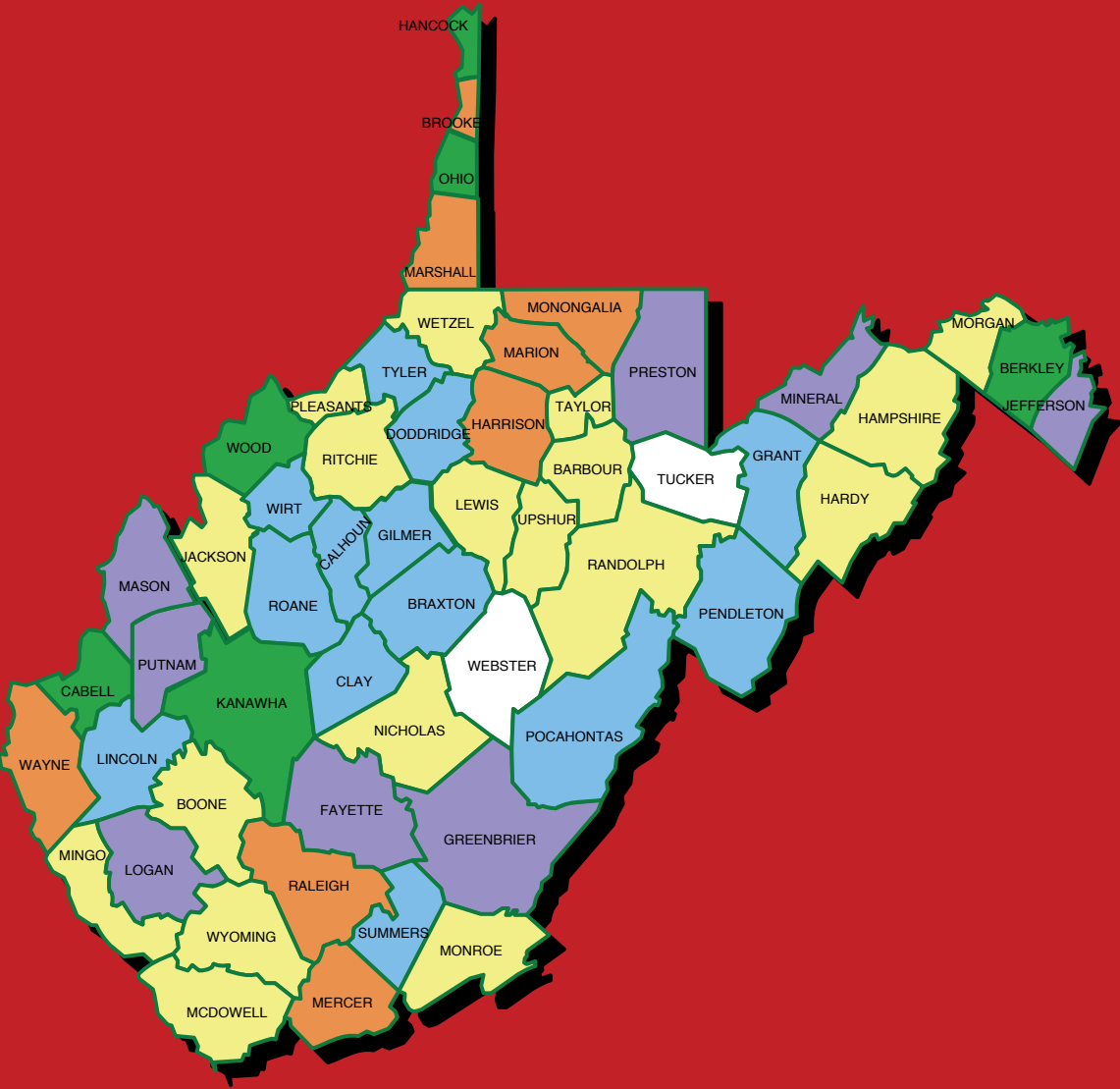
Mohegan Sun
Parx
Harrah's Philadelphia
Presque Isle
The Meadows
Mount Airy
Penn National
Sands Bethlehem
The Rivers
SugarHouse
Valley Forge
Nemacolin

Maryland

Hollywood Casino Perryville
Ocean Downs
Maryland Live
Rocky Gap
Horseshoe Casino Baltimore
National Harbour

Counties Ranked by Limited Video Lottery Sales

Fiscal Year 2014



1 Kanawha	\$31,169,448.73
2 Wood	\$27,873,473.22
3 Berkeley	\$27,063,734.72
4 Ohio	\$24,924,888.64
5 Hancock	\$21,823,159.66
6 Cabell	\$20,001,728.73
7 Brooke	\$18,223,314.81
8 Harrison	\$17,315,480.07
9 Monongalia	\$16,973,219.55
10 Raleigh	\$15,119,265.07
11 Marion	\$14,546,325.10
12 Mercer	\$13,959,054.44
13 Marshall	\$11,612,266.03
14 Wayne	\$10,049,030.28
15 Mason	\$9,908,342.38
16 Putnam	\$9,031,756.15
17 Mineral	\$8,049,478.53
18 Jefferson	\$6,679,786.60
19 Logan	\$6,657,514.68
20 Preston	\$6,474,595.47
21 Greenbrier	\$5,864,144.82
22 Fayette	\$5,518,002.43
23 Wetzel	\$4,993,045.71
24 Randolph	\$4,240,898.39
25 Jackson	\$3,855,700.87
26 Upshur	\$3,701,022.49
27 Lewis	\$3,489,110.25
28 Boone	\$3,061,252.74
29 Nicholas	\$2,971,223.52
30 Hampshire	\$2,170,453.84
31 Taylor	\$2,003,445.48
32 Morgan	\$1,644,980.61
33 Monroe	\$1,490,430.52
34 Wyoming	\$1,432,514.20
35 Mingo	\$1,408,961.00
36 Hardy	\$1,391,484.08
37 Barbour	\$1,358,818.04
38 McDowell	\$1,311,986.32
39 Pleasants	\$1,240,090.94
40 Ritchie	\$1,120,237.29
41 Summers	\$881,053.44
42 Lincoln	\$750,375.73
43 Clay	\$740,770.95
44 Tyler	\$715,584.54
45 Braxton	\$558,878.89
46 Roane	\$469,417.77
47 Doddridge	\$381,354.01
48 Grant	\$368,230.09
49 Wirt	\$332,220.40
50 Pendleton	\$131,908.59
51 Pocahontas	\$72,490.05
52 Calhoun	\$65,339.30
53 Gilmer	\$30,974.09
TOTAL	\$377,222,264.25

Video Lottery Operations

Video operations at the State's four Racetrack casinos, the Limited Gaming Facility at the Historic Greenbrier Resort, and the more than 1,400 licensed Limited Video Lottery locations across the State are all monitored and controlled by the West Virginia Lottery's data operations center in Charleston. This data center is staffed 24 hours/day, 7 days/week, 365 days/year, and serves as the primary location for the video lottery central system. To further ensure continuity in gaming operations and minimize downtime in the video gaming environment, the Lottery also has a redundant external back-up data center for any event requiring immediate system failover.

The Lottery's video operations staff provides oversight of the central system and is available around the clock to provide all licensees with on-call technical support and troubleshooting. In 2014, there were approximately 7,363 LVL machines operating in West Virginia. On average, the video lottery operations staff responds to more than 31,000 calls from retailers and operators annually.

In an effort to further improve operational efficiency and eliminate potential technical issues, the Lottery also operates an internal video gaming test lab staffed by Lottery employees who are trained on the software and hardware components of all approved video lottery gaming devices. The Lottery's internal testing, coupled with the complex testing methods provided by an independent testing lab, helps to establish a more secure and reliable gaming environment for both players and licensees before products are deployed into the field.

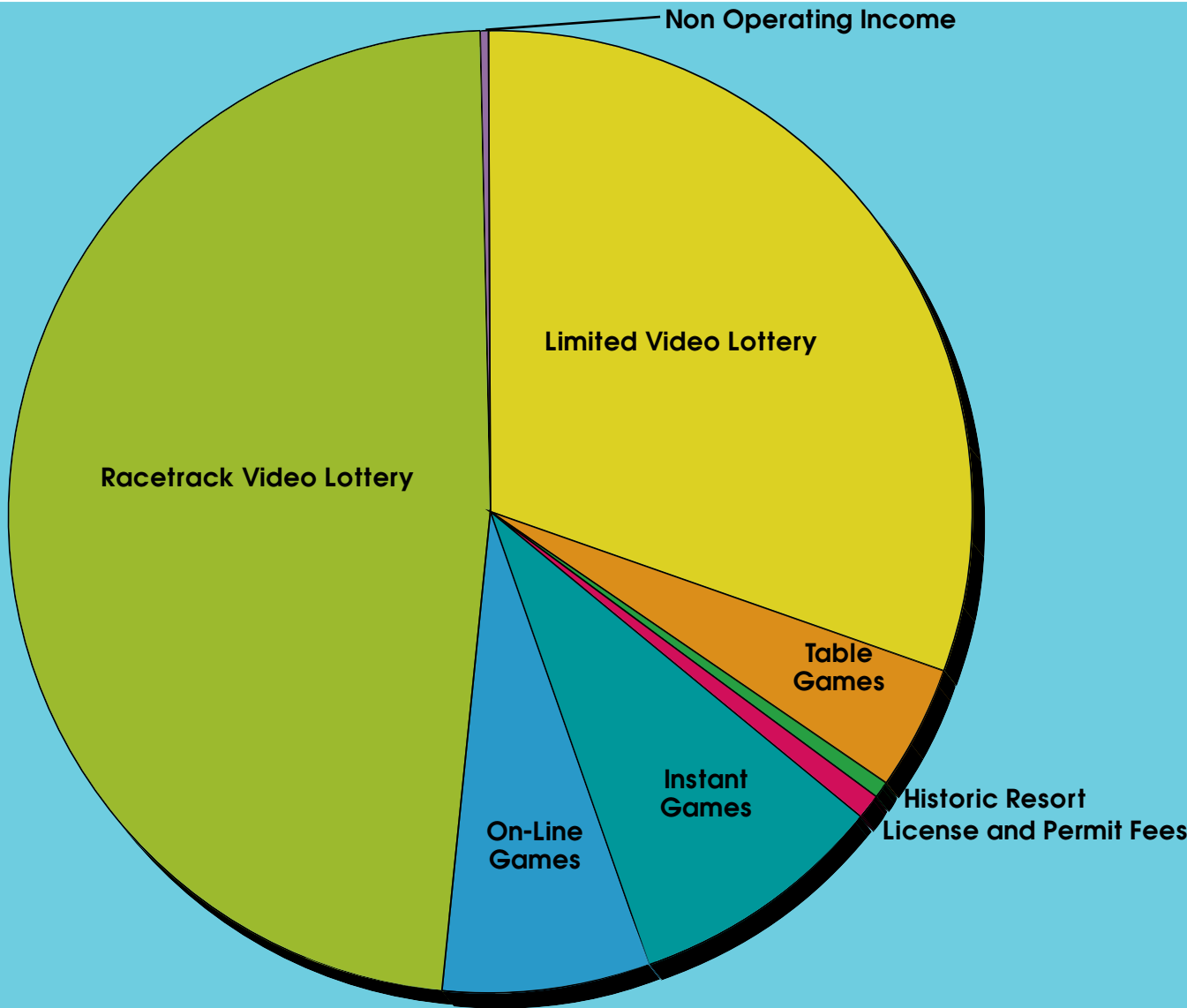


Limited Video Lottery FY 2014 Proceeds To Counties/Municipalities

Barbour County (8)	\$17,952.17	Kanawha County (127)	\$294,965.99	Preston County (24)	\$99,465.93
Berkeley County (87)	\$441,106.58	Lewis County (13)	\$49,510.51	Putnam County (26)	\$132,178.20
Boone County (9)	\$49,181.50	Lincoln County (5)	\$13,409.98	Raleigh County (51)	\$217,848.10
Braxton County (5)	\$8,925.85	Logan County (29)	\$114,360.61	Randolph County (16)	\$56,860.77
Brooke County (55)	\$182,187.11	Marion County (56)	\$136,545.38	Ritchie County (4)	\$13,673.27
Cabell County (88)	\$182,009.48	Marshall County (54)	\$125,277.48	Roane County (4)	\$7,657.09
Calhoun County (1)	\$1,186.46	Mason County (31)	\$137,905.53	Summers County (5)	\$13,950.55
Clay County (4)	\$13,759.59	McDowell County (5)	\$18,242.20	Taylor County (9)	\$26,540.15
Doddridge County (2)	\$6,722.72	Mercer County (46)	\$191,694.87	Tucker County (0)	\$0.00
Fayette County (25)	\$69,657.21	Mineral County (29)	\$111,918.57	Tyler County (5)	\$9,180.23
Gilmer County (1)	\$488.65	Mingo County (12)	\$22,342.33	Upshur County (15)	\$55,674.66
Grant County (4)	\$5,550.38	Monongalia County (92)	\$206,714.47	Wayne County (28)	\$147,313.88
Greenbrier County (23)	\$76,160.50	Monroe County (4)	\$26,142.33	Webster County (0)	\$0.00
Hampshire County (12)	\$38,630.13	Morgan County (10)	\$30,160.92	Wetzel County (21)	\$49,725.59
Hancock County (75)	\$157,018.90	Nicholas County (10)	\$45,753.19	Wirt County (2)	\$5,574.14
Hardy County (8)	\$21,799.03	Ohio County (89)	\$111,703.06	Wood County (102)	\$257,434.39
Harrison County (68)	\$169,026.20	Pendleton County (1)	\$2,343.17	Wyoming County (9)	\$23,804.79
Jackson County (17)	\$57,130.90	Pleasants County (4)	\$15,475.17	TOTAL	\$4,369,663.76*
Jefferson County (26)	\$98,663.96	Pocahontas County (1)	\$1,158.94		

* Two percent of gross profit is distributed to counties and incorporated municipalities in the manner prescribed by statute.
* Number in parenthesis () represents the number of video lottery retailers per county

Fiscal Year 2014 Revenue

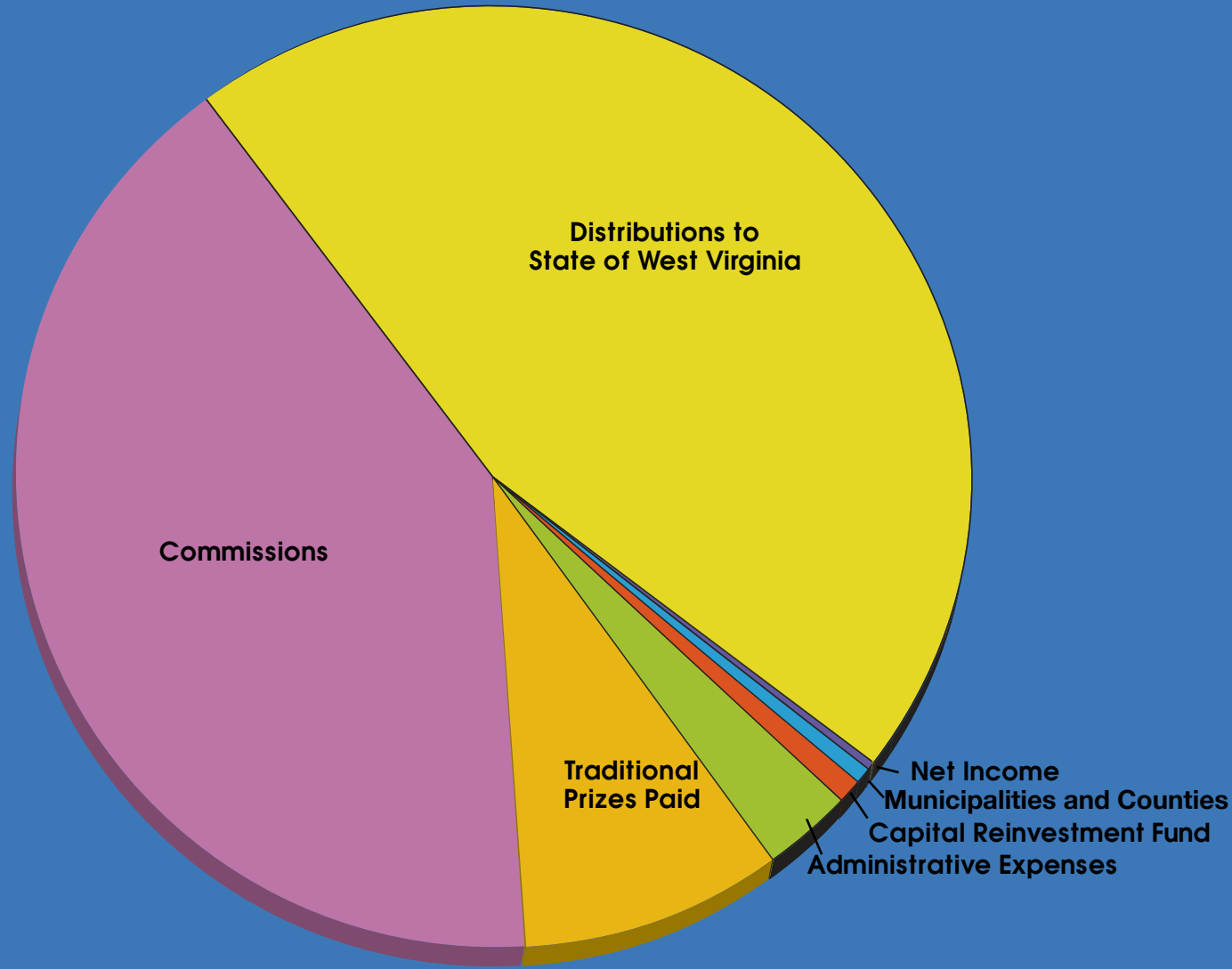


\$1.23 Billion in Gross Revenue

\$377.2 Million Limited Video Lottery
\$50.5 Million Table Games (tax)
\$7.0 Million Historic Resort
\$11.7 Million License and Permit Fees
\$105.6 Million Instant Games
\$83.1 Million On-Line Games ²
\$590.9 Million Racetrack Video Lottery
\$0.5 Million Nonoperating Income

1. Slot machines at bars/taverns
2. Draw Games such as POWERBALL, Keno and Daily 3 & 4

Fiscal Year 2014 Expenses, Distributions & Net Income

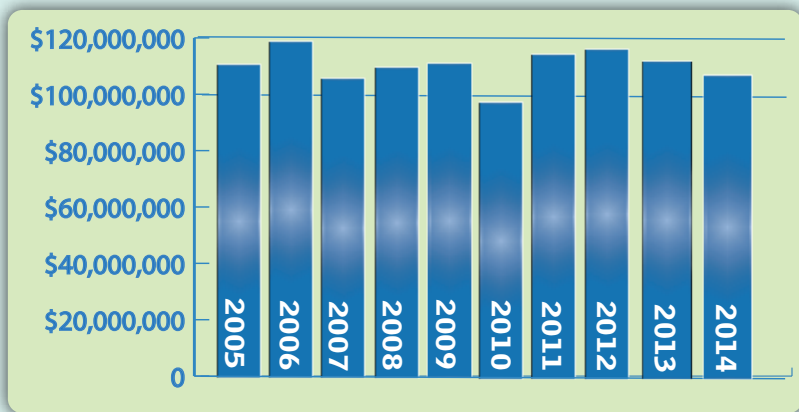


\$1.23 Billion in Total Expenses, Distributions & Net Income

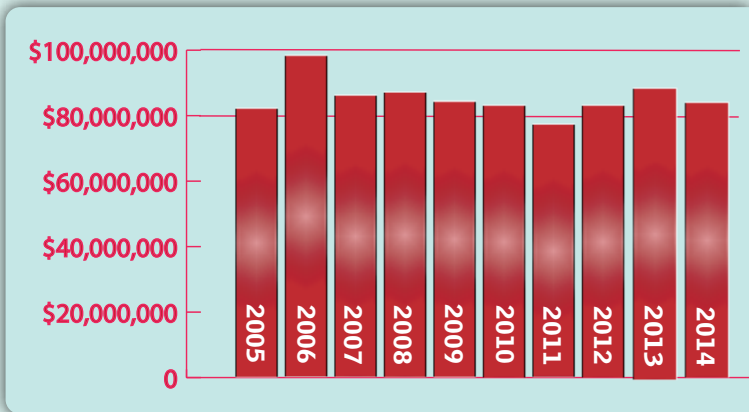
\$559.7 Million Paid in Commissions
\$0.2 Million Net Income
\$7.4 Million Distributed to Municipalities and Counties
\$13.4 Million Distributed to the Capital Reinvestment Fund
\$35.6 Million Administrative Expenses
\$111.8 Million in Prizes Paid to Traditional Game Players
\$498.4 Million Distributed to State of West Virginia

Lottery Sales By Product Last Ten Years

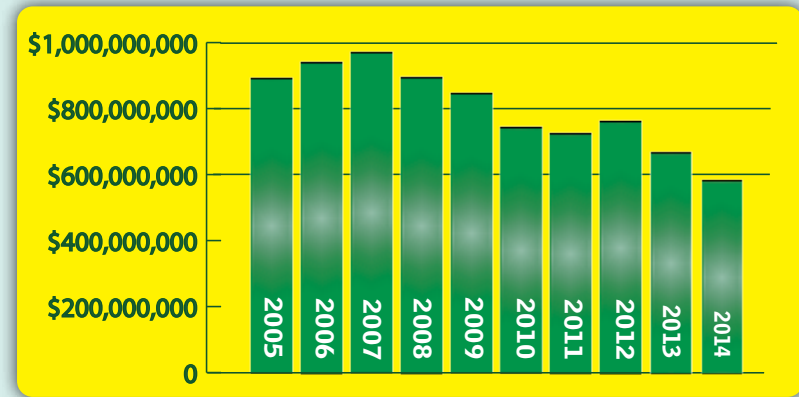
Instant Sales



On-Line Sales



Racetrack Video Sales



Limited Video Lottery Sales

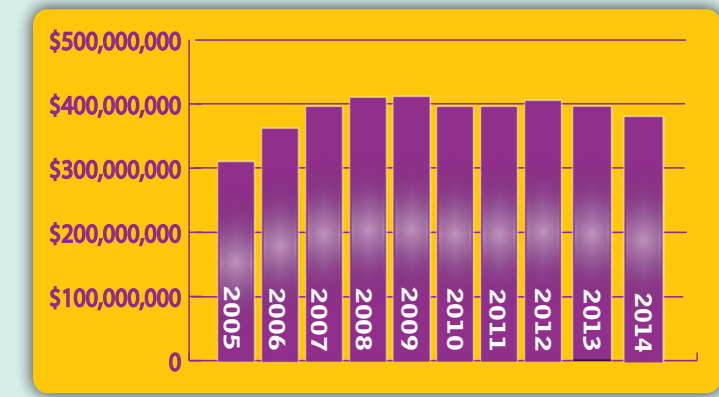
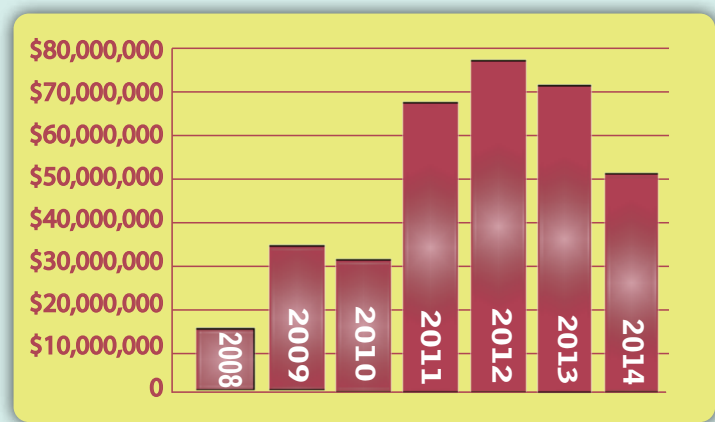
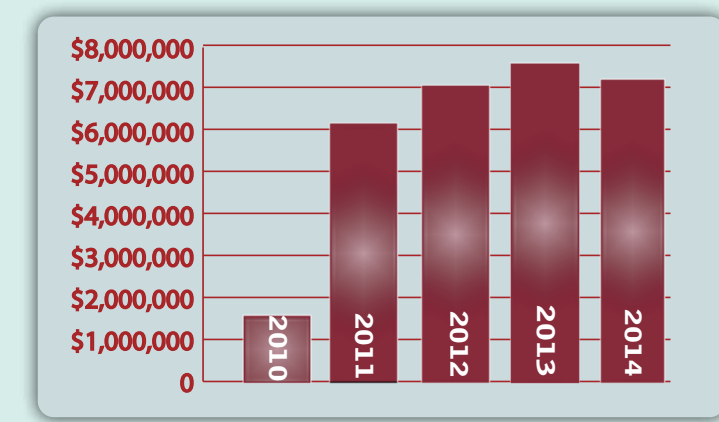


Table Game Sales

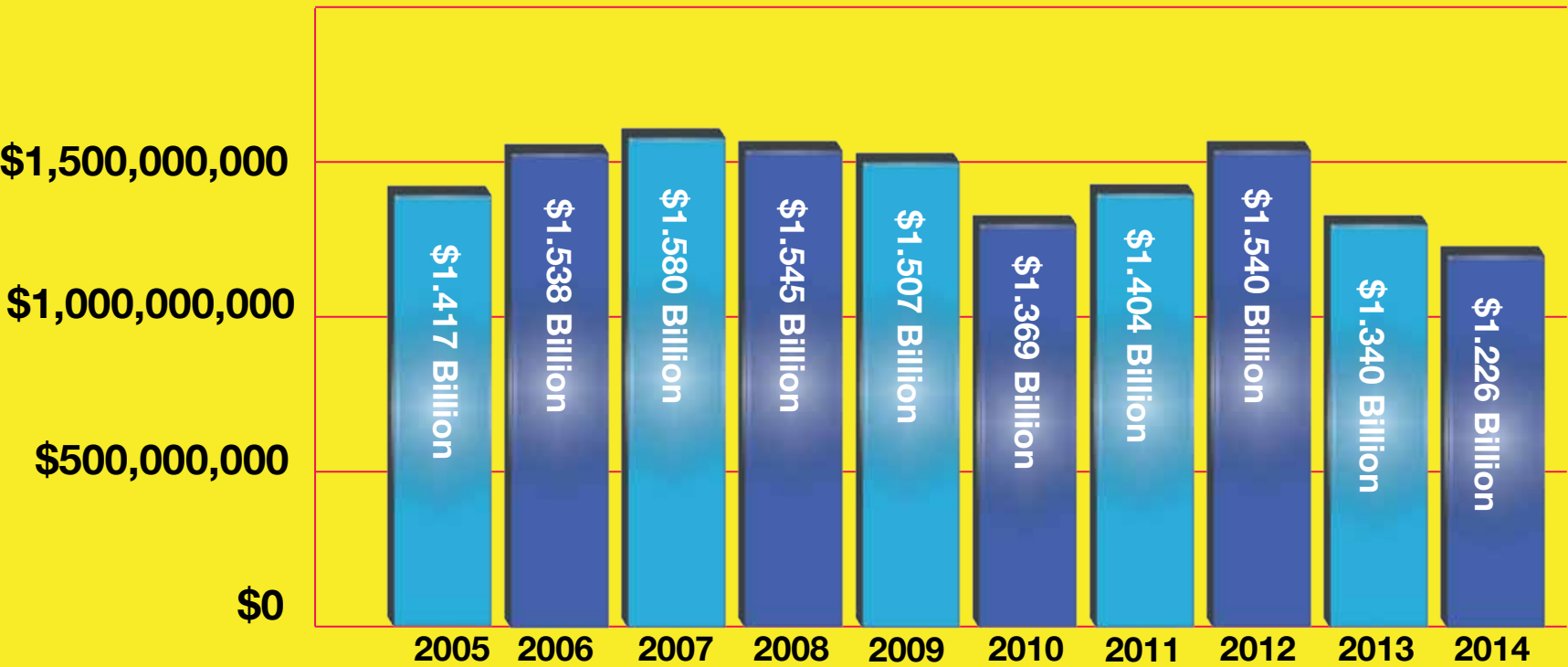


Historic Resort Sales



Financial Impact

Total Revenue By Year
(Last Ten Years)



Ten Year Revenue

Detailed Revenue Numbers

2005	\$1,417,365,230	2010	\$1,369,544,143
2006	\$1,538,860,148	2011	\$1,404,552,377
2007	\$1,580,212,381	2012	\$1,540,708,011
2008	\$1,545,423,630	2013	\$1,340,489,489
2009	\$1,507,156,589	2014	\$1,226,465,658

Total 10 Year Revenue = \$14,251,073,091

West Virginia Lottery 2014 Progress Report
Produced in-house by West Virginia Lottery staff

Earl Ray Tomblin
Governor

Robert Kiss
Cabinet Secretary, Department of Revenue

John C. Musgrave
Lottery Director and Deputy Secretary of Revenue



Front and back illustrations
by West Virginia artist, Sharon Harms

West Virginia Lottery
900 Pennsylvania Ave.
Charleston, WV 25302
304 558 0500



wvlottery.com