



## 2013 Progress Report



**More Than \$7.4 Billion In Proceeds  
To West Virginia Since 1986**

# Message from The Director

In its 27 years, the West Virginia Lottery has continued to provide the State and the citizens of West Virginia funding to support many good causes across our State. Most notably are the proceeds that have been directed by the Governor and the West Virginia Legislature to support Seniors, Education and Tourism. With the leadership of the Honorable Earl Ray Tomblin, Governor; Robert Kiss, Cabinet Secretary, Department of Revenue; the lawmakers of West Virginia; and the support of our players, we operate under the highest standards of integrity and security.

Since inception in 1986, the Lottery has generated more than \$7.4 billion in revenue to the State. We remain focused on protecting our revenue stream in the midst of increasing competition. The landscape of the gaming industry continues to change at a fast pace, and it is critical that we sustain our financial future by researching opportunities for new sales channels, improving our work processes while fulfilling our obligation to social responsibility.

In closing, we hope that you will continue to support the Lottery on our journey. Thank you for entrusting the Lottery with this task.



John C. Musgrave  
Director  
West Virginia Lottery

John C. Musgrave of Point Pleasant, WV, was appointed Director of the West Virginia Lottery in April 1997 and has had four consecutive appointments since that time. Musgrave brings to the Lottery a strong finance background with more than two decades of public service at the federal, state and local levels.

As Lottery Director, he oversees a special revenue agency that generates approximately \$1.4 billion in gross sales annually, and provides a profit to the State of West Virginia of more than \$645 million to fund programs for senior citizens, education, parks, tourism and capital projects.

On February 1, 2013, Musgrave was appointed Deputy Secretary of Revenue. In this capacity, he now oversees the Lottery, Racing Commission, Alcohol Beverage Control Administration and the Athletic Commission.



# Lottery Commission

The Commission was created in 1985 to assist and advise the Director of the Lottery, and to carry on a continuous study of West Virginia Lottery operations throughout the state. Members are appointed by the Governor with the approval of the Senate. In accordance with state law, the Lottery Commission is required to have seven members comprised of a lawyer, a certified public accountant, a computer expert, a marketing specialist, and one member with not less than five years experience in law enforcement. An additional two members represent the “public at large.” No more than four members may be from the same political party. Unless filling an unexpired appointment, members serve overlapping terms of five years and are eligible for successive appointments to the Commission.



Kenneth L. Greear, Chairman  
Charleston, WV, Computer Expert



William I. Clayton, Vice Chairman  
South Charleston, WV, Public At Large



Michael A. Adams, Esq.  
Weirton, WV, Lawyer



Douglas Bicksler, CPA  
Lewisburg, WV, Certified Public Accountant



David L. McCormick, Jr.  
Morgantown, WV, Marketing Specialist



Roy E. Shrewsbury, II  
Beckley, WV, Public At Large



# Schools and Education

*"Our county school systems are always grateful for monies they can invest into their classrooms. Among other areas, Lottery funds help to pay for technology resources in our schools which ultimately prepare our students for college and career success."*

Jim Phares,  
West Virginia Superintendent of Schools



More than \$2.7 billion in West Virginia Lottery proceeds have been used to strengthen public education in West Virginia since the Lottery began operations in 1986. These proceeds have improved public education at every level by providing new and improved schools through the West Virginia School Building Authority, placing computers in the classrooms through efforts of the West Virginia Department of Education, and providing higher education opportunities for students through funding for the PROMISE Scholarship program.

In FY 2013, the State of West Virginia received a total of \$126.6 million of Lottery proceeds for Education, and an additional \$29 million for the PROMISE scholarship program.

## \$2.7 billion to Education since 1986.

# Senior Citizens

*"The money we receive from the Lottery allows us to meet a wide range of in-home needs for Seniors from nutrition and in-home care to housekeeping. The State of West Virginia invests a great deal in supporting Senior Services and much of that is made possible by proceeds from the Lottery."*

Robert E. Roswall,

Commissioner of the West Virginia Bureau of Senior Services



The West Virginia Lottery has generated more than \$828.3 million for West Virginia Seniors. These proceeds have provided a wide range of care and services, which have helped the West Virginia Bureau of Senior Services provide more than two million meals annually to seniors at county nutrition sites and homes across the State. This funding has also assisted with long-term care needs, senior centers, transportation needs, aided in matching Medicaid funding for senior services, and has helped senior citizens with the expense of property taxes using a property tax credit for West Virginia seniors.

A total of \$52.8 million in Lottery proceeds was directed to support West Virginia Seniors in FY 2013.

## \$828 million to Senior programs and services since 1986.





# Tourism and State Parks

*"The Division of Tourism works hard to maximize each dollar the Lottery Commission invests with the agency. Nearly 15 million overnight visitors choose West Virginia as their vacation destination because of the variety of locations, events, and activities we offer. This choice is reflected in the \$5.1 billion spent by travelers in West Virginia in 2012, a new record level. That spending supports over 46,400 travel industry jobs, which impacts individuals and families."*

Betty Carver, Commissioner, Division of Tourism



West Virginia's growing tourism industry has received more than \$805.7 million in Lottery proceeds since 1986. Lottery dollars are used in a matching grants program established with the West Virginia Division of Tourism, and directed to areas including the West Virginia State Park Improvement Fund and the Division of Natural Resources.

In FY 2013, a total of \$45.9 million in Lottery proceeds were used for the promotion of Tourism across the State.

## \$805 million to Tourism and State Parks since 1986.

# Traditional Lottery Products

WEST VIRGINIA



POWERBALL® sales for FY2013 totaled approximately \$48.7 million which represented 24.9% of total traditional Lottery sales.

POWERBALL® is an on-line game jointly operated by 42 state lotteries, the District of Columbia and the Virgin Islands, who are members of the Multi-State Lottery Association (MUSL) or the Mega Millions® Group. This game was introduced in April 1992. Drawings are held twice weekly on Wednesday and Saturday.



The Powerball® game delivered in a big way for three West Virginia families in fiscal year 2013. Terry Brumfield of Harts, Mary Carr of Barboursville and Doug Gillispie & Family from Julian all won \$1 million, match 5 prizes.



MEGA MILLIONS® is an on-line game jointly operated by 42 state lotteries, the District of Columbia and the Virgin Islands, with the majority of member states also belonging to the same group that operates POWERBALL®. Mega Millions® offers eight secondary prizes of fixed amounts ranging from \$2 to \$250,000. Drawings are held twice weekly on Tuesday and Friday.

Mega Millions® sales for FY2013 was approximately \$9.3 million which accounted for 4.7% of traditional Lottery sales.

HOT LOTTO SIZZLER® is an on-line game jointly operated by 14 states and the District of Columbia who are members of MUSL. HOT LOTTO SIZZLER® offers eight secondary prizes of fixed amounts ranging from \$2 to \$30,000.

HOT LOTTO SIZZLER® sales for FY2013 was approximately \$5,063,704 which accounted for 2.6% of traditional Lottery sales.



Scratchoffs  
INSTANT GAMES



INSTANT games were the Lottery's first type of game introduced in January 1986. The instant game offers a wide variety of game themes. During fiscal year 2013, there were 45 new games introduced.

Instant Game sales for FY2013 totaled more than \$108.6 million which was 55.6% of traditional Lottery sales.

Daily 3

DAILY 3 is an on-line game introduced in February of 1987. Players choose three numbers from 0 to 9 for prizes ranging from \$40 to \$500. Drawings are held six nights a week.

Daily 3 sales for FY2013 totaled \$8.3 million which accounted for 4.3% of traditional Lottery sales.

Daily 4

DAILY 4 is an on-line game also introduced in February of 1987. Players choose four numbers from 0 to 9 for prizes ranging from \$100 to \$5,000. Drawings are held six nights a week.

Daily 4 sales for FY2013 totaled more than \$4.7 million which was 2.4% of traditional Lottery sales.

Cash 25

CASH25 is an on-line game, which was introduced in February 1990. Players pick six numbers from 1 to 25 for a chance to win cash prizes ranging from \$1 to \$25,000. Drawings are held four nights a week every Monday, Tuesday, Thursday and Friday.

Cash25 sales for FY2013 totaled more than \$5.2 million which was 2.7% of traditional Lottery sales.



TRAVEL KENO is a game restricted to lottery retailers with specific types of West Virginia Alcohol Beverage Control Administration licenses and was introduced in December 1992. The winning numbers are displayed on monitors at 305 Travel Keno locations.

Travel Keno sales for FY2013 totaled \$5.7 million was approximately 2.9% of traditional Lottery sales.

# Promotions and Events

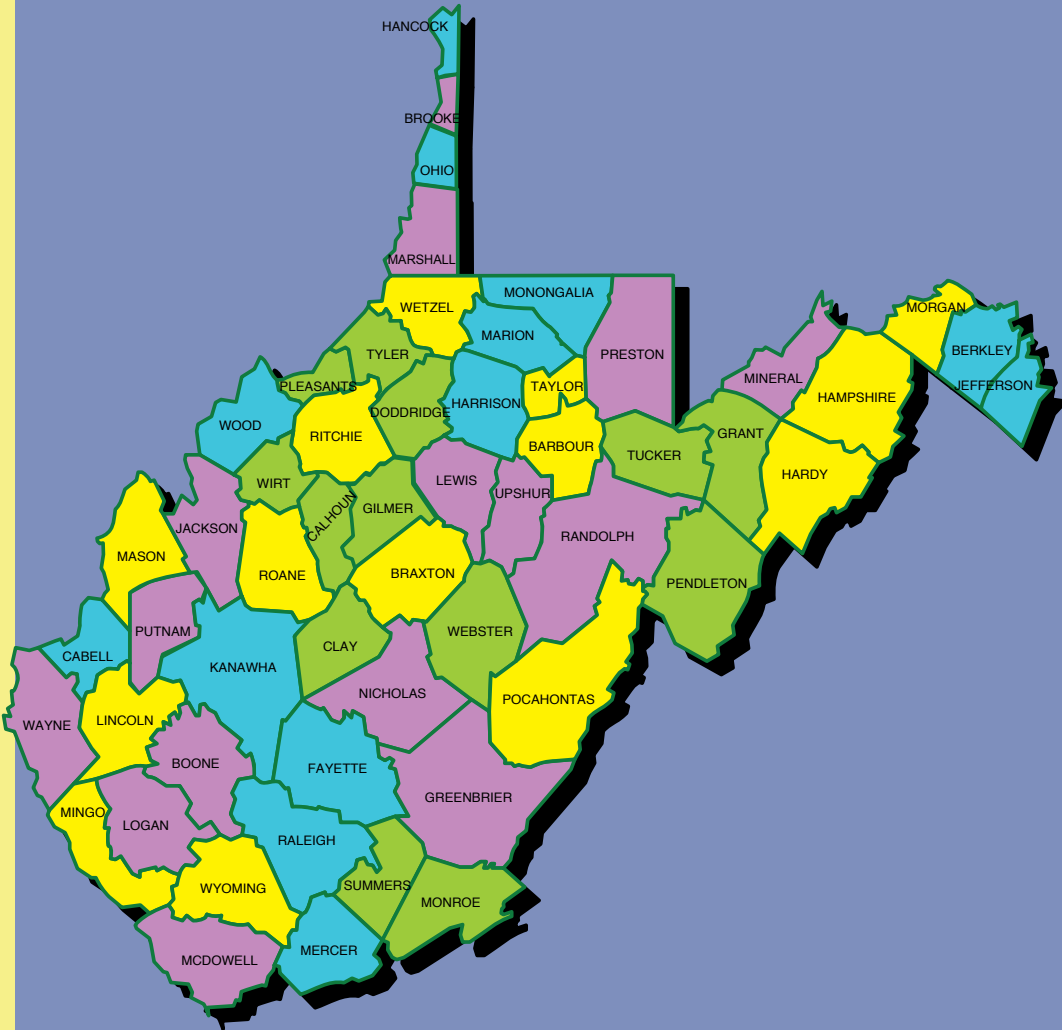
The West Virginia Lottery marketing staff stays busy year round with a variety of special promotions and events across the state. Each August, the State Fair of West Virginia becomes the largest lottery retailer in the state for the entire month and in 2012 the Lottery sponsored West Virginia native Landau Eugene Murphy in concert on Lottery Day.

Lucky the leprechaun, the star of a recent advertising campaign, made an appearance at the Charleston Town Center on St. Patrick's Day. Hundreds of Lottery players had the opportunity to meet their favorite leprechaun and had a chance to enter the Lottery's Cash Vault. The Cash Vault was also featured at dozens of promotions across the state.







# Counties Ranked by Traditional Lottery Sales

## Fiscal Year 2013



1	Kanawha(157)	\$24,900,060
2	Raleigh(60)	\$10,450,007
3	Berkeley(59)	\$9,733,160
4	Cabell(82)	\$9,288,631
5	Monongalia(77)	\$9,256,007
6	Wood(77)	\$8,341,967
7	Harrison(70)	\$8,134,981
8	Fayette(52)	\$6,601,603
9	Marion(54)	\$6,582,568
10	Mercer(55)	\$6,285,480
11	Jefferson(38)	\$5,775,570
12	Ohio(54)	\$5,755,417
13	Hancock(54)	\$5,478,879
14	Logan(44)	\$4,934,891
15	Greenbrier(36)	\$4,934,536
16	Randolpf(27)	\$4,256,615
17	Putnam(34)	\$4,241,556
18	Preston(32)	\$3,337,255
19	Jackson(22)	\$3,219,836
20	McDowell(16)	\$2,992,108
21	Boone(23)	\$2,991,585
22	Nicholas(23)	\$2,951,586
23	Lewis(28)	\$2,834,671
24	Mineral(22)	\$2,670,474
25	Marshall(22)	\$2,636,533
26	Upshur(22)	\$2,559,293
27	Wayne(24)	\$2,278,711
28	Brooke(23)	\$2,191,041
29	Wyoming(20)	\$1,986,784
30	Mason(22)	\$1,983,997
31	Mingo(17)	\$1,835,525
32	Braxton(14)	\$1,796,649
33	Hampshire(13)	\$1,766,701
34	Wetzel(16)	\$1,712,342
35	Hardy(12)	\$1,661,720
36	Barbour(11)	\$1,613,415
37	Pocahontas(12)	\$1,281,485
38	Morgan(7)	\$1,252,373
39	Taylor(9)	\$1,162,968
40	Lincoln(12)	\$1,128,823
41	Ritchie(7)	\$1,072,635
42	Roane(6)	\$1,013,006
43	Clay(6)	\$974,316
44	Summers(8)	\$911,445
45	Monroe(7)	\$827,652
46	Grant(8)	\$813,673
47	Webster(5)	\$783,252
48	Tyler(6)	\$753,819
49	Tucker(8)	\$734,783
50	Gilmer(5)	\$656,236
51	Pleasants(7)	\$645,029
52	Pendleton(8)	\$517,930
53	Calhoun(2)	\$464,062
54	Doddridge(3)	\$407,989
55	Wirt(2)	\$323,578

\* Number in parenthesis ( ) represents the number of retailers per county

-  \$5.1 million to \$24.9 million in sales
-  \$2.1 million to \$5 million in sales
-  \$1 million to \$2 million in sales
-  \$300,000 to \$999,999 in sales

# Video, Racetrack and Table Games



RACETRACK VIDEO LOTTERY games were implemented in 1994 when the West Virginia Legislature passed the Racetrack Video Lottery Act, making video lottery terminals available to the four racetracks in the state subject to passage of local referendums. In September 1994, three racetracks (Mountaineer Casino Racetrack & Resort, Wheeling Island Hotel, Casino & Racetrack, and Mardi Gras Casino & Resort) began operating with 1,200 video lottery machines. A fourth racetrack (Hollywood Casino at Charles Town Races) began video gaming in September 1997. As of June 30, 2013, the West Virginia Lottery Commission had an average of 7,796 terminals available for play at the four racetracks in the state. Racetrack Video Lottery sales were 49.4 percent of total 2013 sales.



LIMITED VIDEO LOTTERY games were approved by the Legislature in April 2001. The legislation provides up to 9,000 video lottery terminals to be placed in retailer locations with specific types of West Virginia Alcohol Beverage Control Administration licenses. West Virginia is one of three state lotteries to regulate and operate limited video lottery. Limited video lottery sales were 30.1 percent of total 2013 sales at 1,526 operating retailer locations.

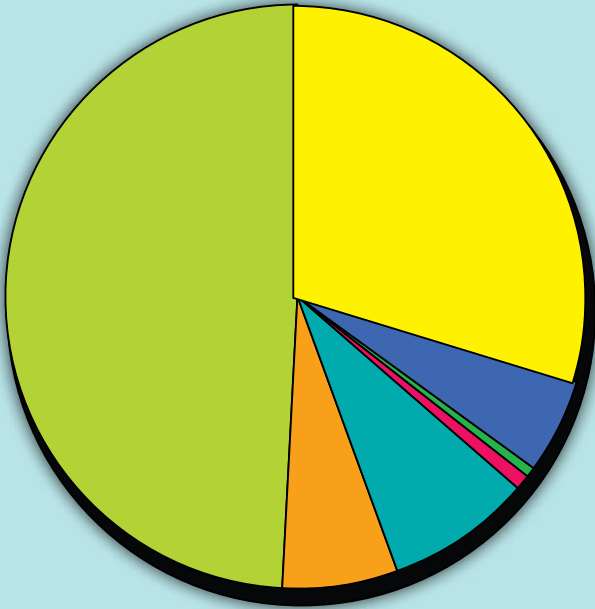
TABLE GAMES were implemented in fiscal year 2008 when the West Virginia Legislature passed the Racetrack Table Games Act, making table games available to the four racetracks in the state subject to passage of local referendums. In October 2007, two racetracks (Mountaineer Casino Racetrack & Resort and Wheeling Island Hotel, Casino & Racetrack) began operating with poker tables only and added full table games in December 2007. In August 2008, a third racetrack (Mardi Gras Casino & Resort) began operating with poker tables only and added full table games in October 2008. The fourth racetrack (Hollywood Casino at Charles Town Races) began operating full table games on July 1, 2010. Games offered are Poker, Blackjack, Caribbean Stud, Craps, Roulette, Three and Four Card Poker, and other miscellaneous games.



HISTORIC RESORT implemented video lottery and table games came about in fiscal year 2010 when the West Virginia Legislature passed the Casino Act, which also required the passage of local referendum. In October 2009, The Greenbrier began operating both video lottery and table games. Table Games offered are Blackjack, Roulette and Three Card Poker.

# Fiscal Year 2013 Breakdown

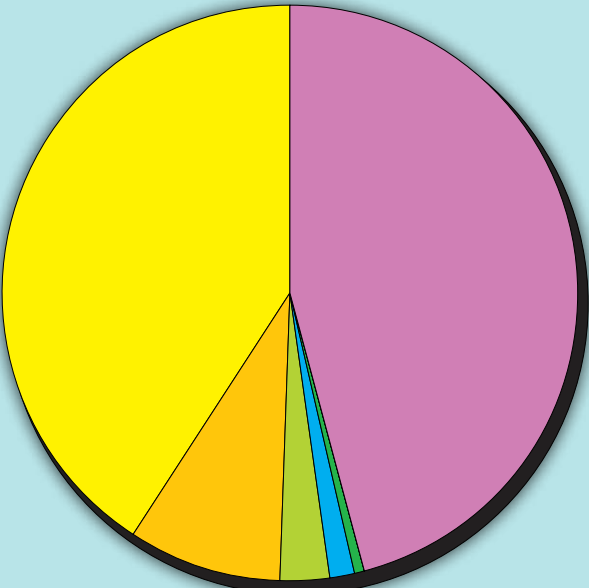
## \$1.34 Billion in Gross Revenue



\$399.2 Million Limited Video Lottery <sup>1</sup>
\$70.3 Million Table Games (tax)
\$7.6 Million Historic Resort
\$12.1 Million License and Permit Fees
\$108.6 Million Instant Games
\$87.0 Million On-Line Games <sup>2</sup>
\$655.7 Million Racetrack Video Lottery

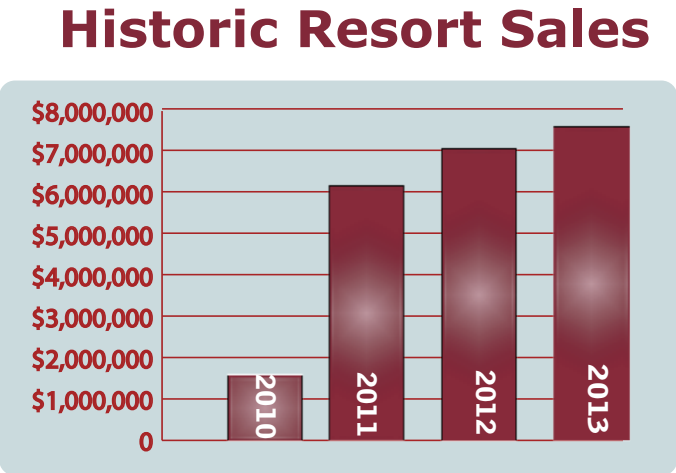
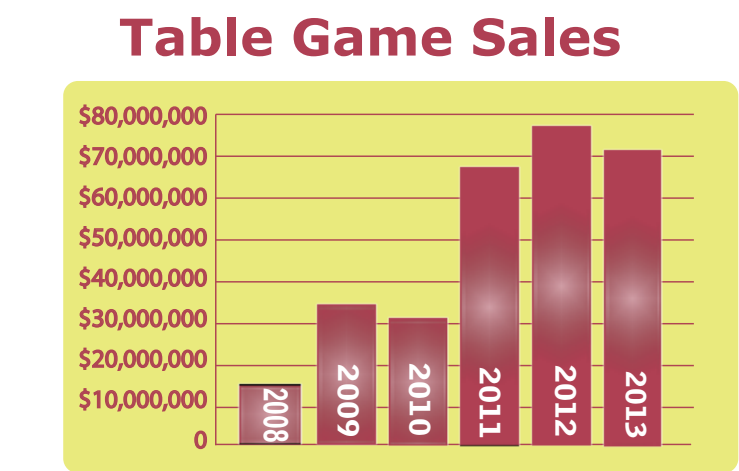
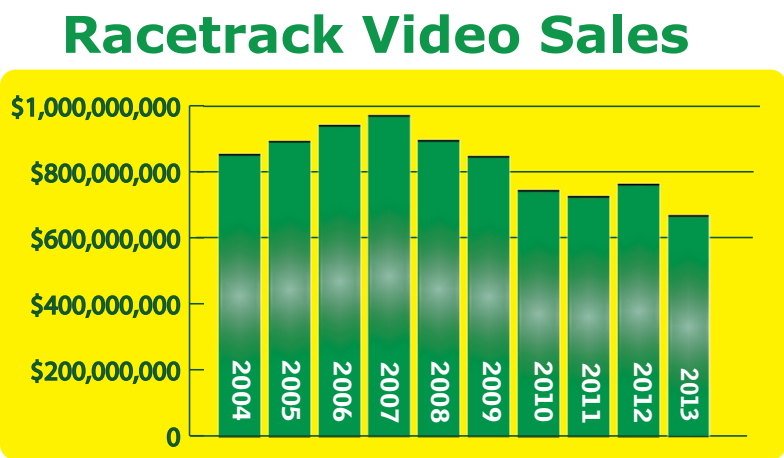
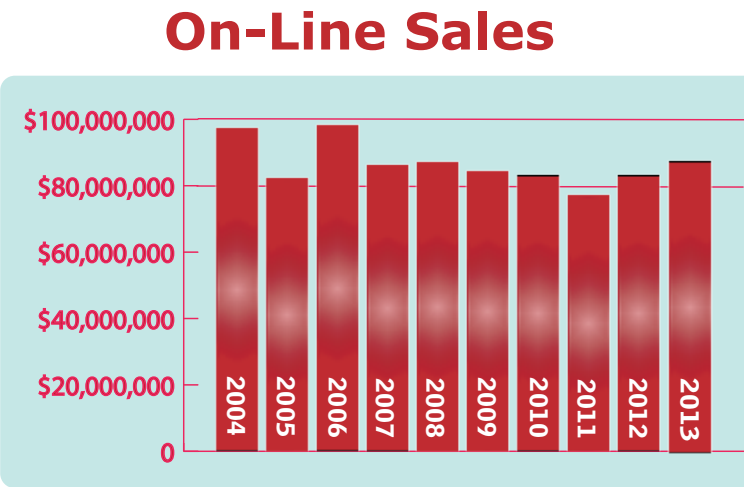
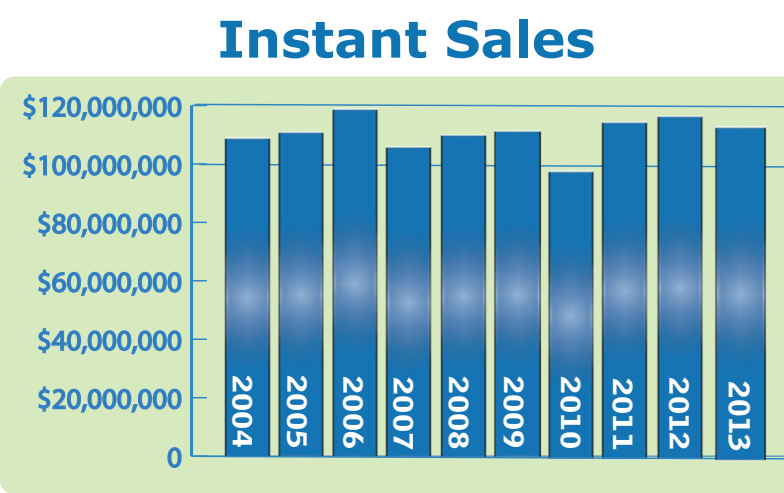
- 1. Slot machines at bars/taverns
- 2. Draw Games such as POWERBALL, Keno and Daily 3 & 4

## \$1.34 Billion in Total Expenses, Distributions & Net Income


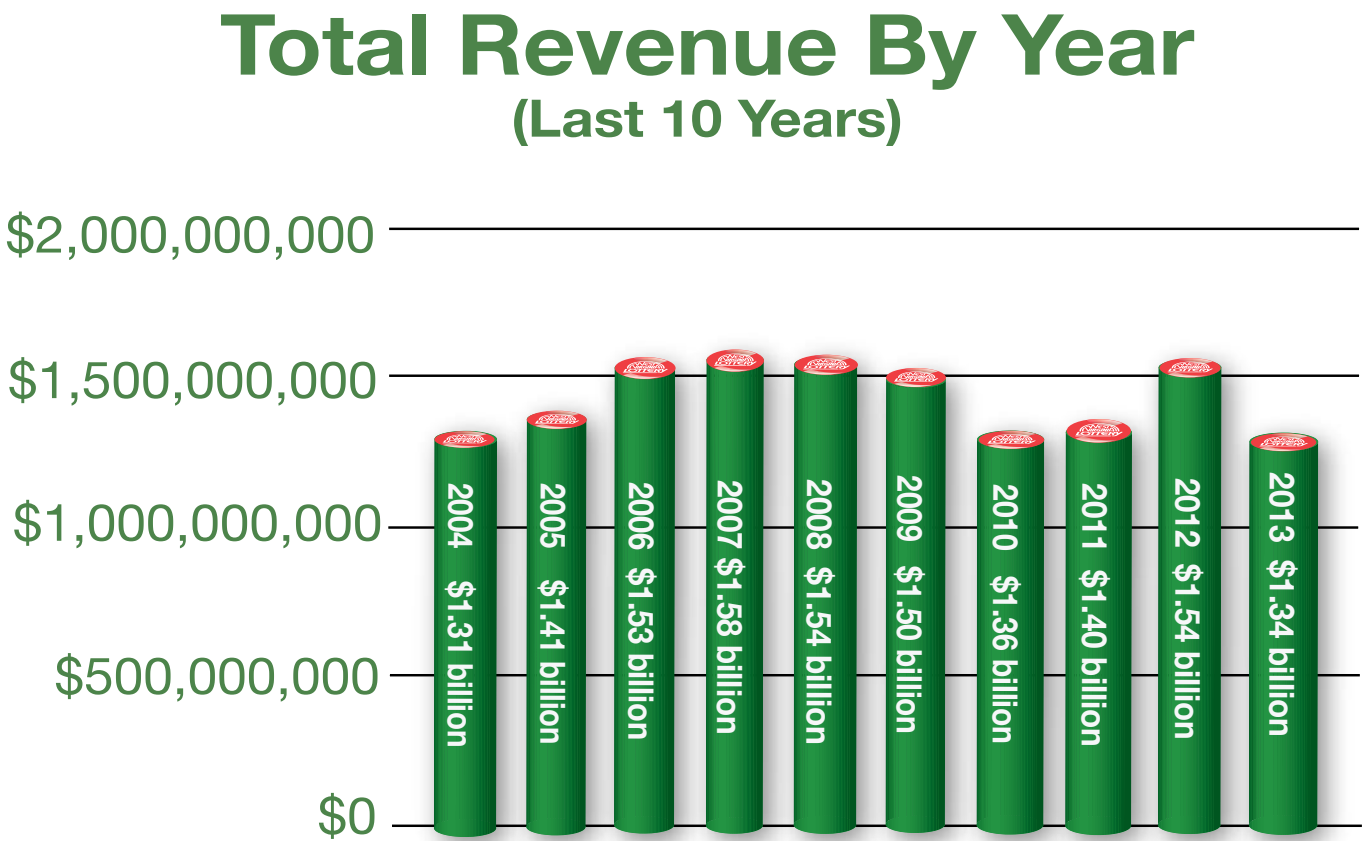


\$614.5 Million Paid in Commissions
\$2.9 Million Net Income
\$7.8 Million Distributed to Municipalities and Counties
\$18.8 Million Distributed to the Capital Reinvestment Fund
\$35.0 Million Administrative Expenses
\$116.3 Million in Prizes Paid to Traditional Game Players
\$545.2 Million Distributed to State of West Virginia

# Lottery Sales By Product Last Ten Years



# Financial Impact

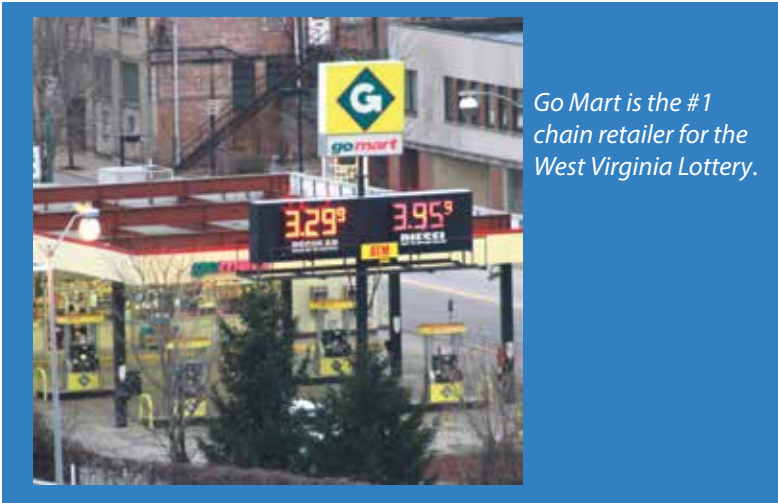


## Ten Year Revenue

Detailed Revenue Numbers

2004	\$1,318,024,729	2009	\$1,507,156,589
2005	\$1,417,365,230	2010	\$1,369,544,143
2006	\$1,538,860,148	2011	\$1,404,552,377
2007	\$1,580,212,381	2012	\$1,540,708,011
2008	\$1,545,423,630	2013	\$1,340,489,489

# Top 100 Traditional Retailers



Go Mart is the #1 chain retailer for the West Virginia Lottery.

	Retailer	City	Lottery Sales
1	Welch Bantam Market	Welch	\$1,033,737.50
2	One Stop 101	S. Charleston	\$674,281.50
3	Lynn's Self Serv	Elkins	\$638,543.50
4	Giant Eagle 59	Morgantown	\$570,535.00
5	Charleston Town Center	Charleston	\$524,242.00
6	Go Mart 90	Elkins	\$511,737.50
7	Cheaper Cigs #4	Huntington	\$511,425.50
8	One Stop 111	Charleston	\$459,757.50
9	Kimble's BP	Moorefield	\$456,132.00
10	Go Mart 20	Nitro	\$414,172.50
11	7-Eleven 17109	Keyser	\$411,011.00
12	Go Mart 04	Weston	\$390,466.00
13	7-Eleven 17704	Inwood	\$387,629.50
14	Go Mart(67)	Princeton	\$386,914.00
15	Berkeley Springs Shell	Berkeley Springs	\$383,719.50
16	Charles Town Races	Charles Town	\$383,074.50
17	Quick Check	Oak Hill	\$379,042.00
18	Neely's Grocery	Wheeling	\$378,422.00
19	Par Mar 21	Harrisville	\$375,992.50
20	One Stop 109	S. Charleston	\$375,625.00
21	Kroger 803	Weirton	\$367,031.00
22	Co Mac 1	Beckley	\$366,773.50
23	Giant Eagle 58	Granville	\$366,514.00
24	Go Mart 77	Rainelle	\$366,077.50
25	Shop & Go 2	Charleston	\$365,662.00
26	Little General 2360	Glen Daniel	\$358,994.00
27	Little General 2350	Beckley	\$356,000.00
28	Go Mart (98)	Lewisburg	\$354,652.50
29	King Street BP	Martinsburg	\$353,159.50
30	Old Berkeley News	Martinsburg	\$350,396.50
31	7-Eleven 2531/28310B	Hedgesville	\$348,509.00
32	Moler Avenue Rocs	Martinsburg	\$347,719.00
33	Kroger 755	Morgantown	\$347,324.00
34	Little General 2075	Beckley	\$344,323.50
35	Bob's Mini Mart	Mill Creek	\$344,287.50
36	Speedway 9794	Clendenin	\$337,662.00
37	Go Mart 32	Saint Albans	\$336,014.50
38	Go Mart 81	Nutter Fort	\$335,056.50
39	Bourbon Street Cafe	Weirton	\$334,714.00
40	Go Mart 50	Beckley	\$333,302.00
41	Shop Rite	Shady Spring	\$333,242.00
42	7-Eleven 18665	Kearneysville	\$332,935.50
43	Go Mart 37	Grafton	\$331,730.50
44	Go Mart 40	Sophia	\$331,351.50
45	Go Mart 02	Webster Springs	\$327,405.00
46	7-Eleven 28316A	Charlestown	\$326,770.00
47	Smiley's Food Mart	Ivydale	\$322,546.00
48	Mountaineer Rocs	Martinsburg	\$320,942.50
49	Go Mart 44	Flatwoods	\$320,261.00
50	Go Mart 19	Craigsville	\$318,040.00

	Retailer	City	Lottery Sales
51	7-Eleven 35933H	Charleston	\$317,504.00
52	Sunoco Mini Mart	Follansbee	\$317,425.00
53	State Fair Of WV	Lewisburg	\$314,464.00
54	Go Mart 52	Grafton	\$314,319.00
55	Circle K #4000	Morgantown	\$314,173.00
56	Crossroads Mall	Mt Hope	\$311,749.00
57	Cargo Oil 1	Powhatan	\$310,531.50
58	Little General 4120	Sissonville	\$307,932.00
59	Go Mart 84	Bridgeport	\$307,392.50
60	Fast Stop Food Mart 2	Buckhannon	\$304,309.00
61	Go Mart 63	Beaver	\$301,358.00
62	Oak Hill Shell	Oak Hill	\$300,342.00
63	Harper Road Shell	Beckley	\$299,178.50
64	Goddard's Exxon	Moundsville	\$298,451.50
65	One Stop 108	Beckley	\$298,064.00
66	Go Mart 82	Fairmont	\$297,096.00
67	Mountaineer RT Lodge	Chester	\$297,048.00
68	Dave's Self Service	Gilbert	\$295,191.00
69	Hyatt	Bridgeport	\$293,995.50
70	Go Mart 73	Parkersburg	\$293,846.00
71	Speedway 3960	Cross Lanes	\$293,140.50
72	D&D Auto Parts Serv. Ctr.	Bradshaw	\$292,809.00
73	Little General 2120	Fairlea	\$292,453.50
74	South End Shell	Martinsburg	\$292,239.50
75	Marlowe BP	Falling Waters	\$292,060.00
76	Speedy Mart Inc	Arnoldsburg	\$291,735.50
77	One Stop 133	Sophia	\$289,538.50
78	Go Mart 24	Charleston	\$288,923.00
79	7-Eleven 28303	Berkeley Springs	\$285,519.50
80	Weston Dairy Mart	Weston	\$284,574.50
81	Go Mart 06	Summersville	\$283,895.00
82	Little General 2180	Beaver	\$283,736.00
83	Little General 2480	Beckley	\$282,053.50
84	Kroger 813	Morgantown	\$281,719.00
85	NBS Smokehouse 31	Morgantown	\$281,562.50
86	Circle K #4015	Morgantown	\$281,514.50
87	Hage's Market	Ridgeley	\$281,435.00
88	7-Eleven 2531/10670B	Martinsburg	\$281,271.50
89	7-Eleven 35904H	Charleston	\$280,519.00
90	Little General 2315	Beckley	\$280,441.00
91	Cargo Oil 2	Bluefield	\$280,147.00
92	7-Eleven #28320 J	Falling Waters	\$278,254.00
93	Go Mart 101	Parkersburg	\$277,703.50
94	Chaney's Service Station	Chester	\$277,449.50
95	Smoker Friendly 40	Spencer	\$277,166.50
96	Go Mart 89	Jane Lew	\$277,083.00
97	Hillbilly #6	War	\$277,003.50
98	7-Eleven 10663A	Charles Town	\$275,939.00
99	Rollins Market	Clarksburg	\$274,251.00
100	D & G Mart	Whitesville	\$269,935.50

## Limited Video Lottery County Proceeds Fiscal Year 2013\*

Barbour County(8)	\$18,370.94	Kanawha County(134)	\$313,358.23	Preston County(25)	\$102,385.19
Berkeley County(85)	\$443,180.55	Lewis County(12)	\$58,468.74	Putnam County(25)	\$133,340.53
Boone County(9)	\$49,997.08	Lincoln County(5)	\$14,093.30	Raleigh County(46)	\$231,891.43
Braxton County(7)	\$11,340.29	Logan County(30)	\$133,102.71	Randolph County(18)	\$58,283.07
Brooke County(55)	\$190,625.19	Marion County(58)	\$141,223.55	Ritchie County(4)	\$10,667.44
Cabell County(88)	\$196,573.06	Marshall County(58)	\$125,843.51	Roane County(4)	\$10,061.25
Calhoun County(1)	\$1,274.16	Mason County(31)	\$144,158.97	Summers County(6)	\$14,272.07
Clay County(6)	\$13,155.97	McDowell County(9)	\$22,552.88	Taylor County(9)	\$29,423.27
Doddridge County(1)	\$5,487.60	Mercer County(47)	\$198,568.43	Tucker County(0)	\$0.00
Fayette County(26)	\$74,873.34	Mineral County(31)	\$145,289.29	Tyler County(5)	\$9,299.23
Gilmer County(1)	\$283.48	Mingo County(12)	\$23,967.45	Upshur County(15)	\$57,578.18
Grant County(3)	\$4,182.08	Monongalia County(93)	\$227,055.12	Wayne County(30)	\$157,959.91
Greenbrier County(28)	\$89,063.65	Monroe County(4)	\$30,177.44	Webster County(0)	\$0.00
Hampshire County(10)	\$38,318.49	Morgan County(10)	\$34,078.53	Wetzel County(21)	\$52,543.31
Hancock County(72)	\$164,033.35	Nicholas County(9)	\$44,709.37	Wirt County(2)	\$6,938.72
Hardy County(8)	\$23,986.22	Ohio County(84)	\$112,277.87	Wood County(104)	\$274,441.82
Harrison County(71)	\$184,631.68	Pendleton County(1)	\$2,312.18	Wyoming County(10)	\$28,587.29
Jackson County(17)	\$57,307.50	Pleasants County(4)	\$18,013.22	<b>TOTAL</b>	<b>\$4,633,282.14</b>
Jefferson County(26)	\$98,603.08	Pocahontas County(1)	\$1,070.93		

\* Two percent of gross profit is distributed to counties and incorporated municipalities in the manner prescribed by the statute.  
\* Number in parenthesis ( ) represents the number of video lottery retailers per county

## Fiscal Year 2013 Traditional Retailer Commissions and Bonuses\*

Barbour County	\$122,109	Kanawha County	\$1,858,776	Preston County	\$250,792
Berkeley County	\$722,220	Lewis County	\$212,894	Putnam County	\$313,104
Boone County	\$235,158	Lincoln County	\$95,256	Raleigh County	\$790,798
Braxton County	\$135,400	Logan County	\$370,624	Randolph County	\$321,553
Brooke County	\$162,286	Marion County	\$495,266	Ritchie County	\$80,173
Cabell County	\$701,882	Marshall County	\$195,094	Roane County	\$76,151
Calhoun County	\$35,700	Mason County	\$147,913	Summers County	\$67,582
Clay County	\$73,281	McDowell County	\$227,776	Taylor County	\$86,361
Doddridge County	\$30,615	Mercer County	\$472,441	Tucker County	\$54,573
Fayette County	\$497,882	Mineral County	\$196,927	Tyler County	\$56,370
Gilmer County	\$50,070	Mingo County	\$137,473	Upshur County	\$193,780
Grant County	\$60,948	Monongalia County	\$687,070	Wayne County	\$169,628
Greenbrier County	\$370,245	Monroe County	\$61,453	Webster County	\$58,957
Hampshire County	\$131,725	Morgan County	\$92,626	Wetzel County	\$126,862
Hancock County	\$403,274	Nicholas County	\$221,781	Wirt County	\$24,456
Hardy County	\$124,525	Ohio County	\$427,709	Wood County	\$624,212
Harrison County	\$607,682	Pendleton County	\$38,372	Wyoming County	\$51,087
Jackson County	\$241,464	Pleasants County	\$47,218	<b>TOTAL</b>	<b>\$14,665,674</b>
Jefferson County	\$426,647	Pocahontas County	\$99,453		

\*Retailer commissions and bonuses paid to Traditional Lottery Retailers for the sale and cashing prizes of Instant tickets and On-line games including Powerball, Mega Millions, Hot Lotto, Cash 25, Daily 3 and Daily 4.

**Earl Ray Tomblin**  
Governor

**Robert Kiss**  
Cabinet Secretary, Department of Revenue

**John C. Musgrave**  
Lottery Director and Deputy Secretary of Revenue



**West Virginia Lottery**  
900 Pennsylvania Ave.  
Charleston, WV 25302  
304 558 0500



[wvlottery.com](http://wvlottery.com)